

GLOSSARYLIVE.COM

*Nails from A to Z*



# FROM *alisha*



@alisharimando

What a journey! We have been full steam ahead and although our platform has been delayed, there has been no delay in the excitement at GlossaryLive. During the process of creating this platform we have never stopped creating. Creating content, newsletters, amazing nail art and full feature educational courses that we can't wait for you to watch. Alex and I have had the absolute pleasure of working with, filming and interviewing some of the most interesting and talented artists and creators in the nail industry. The success stories, amazing product finds, and heartfelt confessions from industry greats is just, well, there aren't words for how rewarding and just plain FUN it's been so far.

You're all in for a sweet surprise as GlossaryLive unveils never before seen interviews with some of the most inspiring technicians of our time. Follow our social media where we will soon announce the upcoming launch of GlossaryLive.com, the industry resource for nail education, which brings the opportunity to join the first ever global nail community.

xoxo **Alisha**

## HIGH FASHION FINGERTIPS

# New Oyster Cult



PHOTO CREDIT: BARBIE FERREIRA WEARING  
A PEARL-ENCRUSTED JONATHAN SIMAKHAI GOWN  
AT THE MET GALA 2021  
PHOTO CREDIT: @BARBIEFERREIRA  
NAILS BY @NATALIEMINERVANAILS

It's predicted by *Pinterest* that the hottest new fashion, beauty and interior trend for 2022 is pearlcore. You heard it right! The natural (often named Oriental), cultured or imitation pearl, formed when an irritant works its way into a particular species of oyster, mussel or clam, is set to trail a trend across the globe this year.


Seen oftentimes as a stylish wedding dress embellishment and sported as a choker or long string by women of a certain age, the pearl is about to go forth and multiply into all genres, genders and generations as the go-to adornment for all manner of articles including nail art, hair clips, clothing and statement jewelry.

With the rise in popularity of beaded necklaces and bracelets in 2021 alongside

the rise in layering beads with an assortment of costume jewelry, 2022 is set to see the classic pearl become the go-to accessory and embellishment. When looking to liven up your nail art, bullion pearl beads can be

used to delicately upscale a nail, various sized pearls covering the nail will scream abstract feature nail, while dotting them across the nail plate over a French or iridescent cream lacquer will showcase a whole new style and grace.

No longer seen as an outdated classic, the pearl is back in the driving seat of fashion and it's going to be everywhere; make sure you've got a selection of shapes, sizes and colors on your nail desk to be at the forefront of finger fashion.



At the close of 2021, style icon Harry Styles launched a trio of nail polishes housed in glass bottles influenced by perfume decanters of the past. The Drop 1 collection is also inspired by the pearl within the oyster – a very fitting theme moving into 2022.

Featuring three shades and a subtle iridescent matte top coat, Drop 1 shades include: Perfect Pearl, Pearly Tops, Inky Pearl and Granny's Pink Pearls.

Credit: @harry\_styles\_nails

newsworthy  
NAILS

PEELBACKTHEPOLISH

# olga SHVAYLIKOVA



*Educator and nail artist Olga Shvaylikova moved into the world of manicure in 2011 when she was drawn through a yearning into the exciting world of nails.*

Keen to get a strong foundation of knowledge and skills, Olga, of Belarus, signed up for a master manicure & nail extension course in order to embark on an exciting new career. "I selected the best courses offered at the time and graduated from a schedule of full-time education with a certificate that certified me as specialist in nail services," she reflects. Having made a huge and positive impression, Olga was immediately offered a position in the salon that was associated with the school but decided against it in order to forge out her own path. She explains, "I decided to develop a client base of my own and started my nail journey slowly. The profession of a master in manicure was appealing, as I knew it would tap into and stretch the creative inside me that was looking to be fertilized and nourished. When I worked in those formative years, I really enjoyed painting and the



## PEEL BACK THE POLISH



↓  
art expression that was awakened, as well as the sculpting of long creative shapes. With every set that I fashioned, I watched my skills and professionalism grow, and the more I learned, the more I needed to extend my knowledge and so I studied with the best nail specialists I could find.”

With a new outlook and a bold, brave, excited creative freedom to explore and express, Olga’s inner architect became thirsty for more and she devoted all her free time to nail designs and sculpture in order to take her skills to the limit and beyond. “During the day I worked on clients and in the evenings I drafted pictures, sketched new ideas and built up a body of creative nail designs for my portfolio,” she relays. “Eleven years later, I’m still completely devoted to the artistic side of nail art and the plethora of techniques used to turn inspiration into reality on nails and then teaching these skills to others. I have spent hours developing my own unique style, which I’ve coined as gothic realism and still I get excited by this undertaking. I love novelty and originality and in order to deliver this to my students and express it in my own art direction, I carefully select the themes for my drawings and sketches. This keeps my nail art courses unique, appealing and fresh. My go-to materials tend to be gel varnishes and gel paints, which I prefer to use since taking a course with my greatest industry inspiration, Angelina Bazan, who

offers a novel course in Chinese Painting, which heavily influenced me.”

Citing a constant flow of inspiration streaming from her large audience on social media, which shows interest and support for her work, Olga is further energized by a classroom of engaged and hungry students. “I get a burst of strength and a lot of positive energy when working with students, especially when I travel to teach,” she confesses. “It’s important for me to be in motion and exchange live energy with colleagues and students in the classroom setting. Therefore, I don’t have any plans to teach online at this time, I need to be educating face-to-face.

“Even though we are living through challenging times, I look towards the future with optimism and plan to continue to be better, offer better and do better by constantly acquiring knowledge and experience to pass onto my students.

“The best advice I can offer to aspiring nail professionals is to invest in yourself and your job. Strive to be better today than you were yesterday, and do your job with great love. The pandemic has brought many limitations to each of us and there’s a lot that needs to be changed over time, however the most important thing is that within us we nurture and explore the desire for career growth and the implementation of our plans, projects, hopes, dreams and ideas.”

# PRO Q&A

## WHAT DOES OVER-EXPOSURE MEAN IN THE CONTEXT OF A NAIL SERVICE?



Professional nail products are formulated and developed to be safe for use in their respective service when handled correctly. If the products (and/or system) are used according to the manufacturer’s guidelines, training has been undertaken and all salon health & safety rules adhered to, then the level of exposure should be insignificant. However, the easy accessibility of non-compliant ingredients, lack of proper education and non-matching lamps for some gel polish brands has created a worldwide industry issue with a rise in allergies among nail professionals and their clients. Unreacted monomer wiped repeatedly over the skin, liquid monomer wiped over skin during an L&P service, cleaning around the cuticle with a wet brush, working too wet so unreacted monomer soaks table towels and bare skin may lean onto it, touching the enhancement brush with fingers, not wearing gloves, wiping the inhibition layer all over the finger when removing it as well as filing unreacted monomer into the palm of the pro’s hand, are all ways that overexposure to chemicals is experienced.

The overexposure principle states: every chemical has a safe and an unsafe level of exposure. No chemical can harm you unless you over-expose yourself to it. Over-exposure is caused by prolonged and repeated exposure beyond levels specified as safe by the regulator/manufacturer. Prolonged and repeated exposure to a substance can cause an allergy, however, all chemical products are safe when used correctly. Sadly, once an allergic reaction occurs, it is for life.


**An allergy is an unpredictable disease and may not be related to ‘bad’ ingredients, but a simple individual reaction from the human body.**

— @olga\_shvaylikova\_art — @nart\_studio\_moscow —


# TAG THAT *trend*...

## WHAT'S HOT IN **NAILS NOW**


Get ready for the pearlcore craze that will sweep the globe in 2022. Whether the pearls drip from your ears, glide down your neck, adorn your purse or pop off the lamp shade, make sure you save some for your nail art styling too. Promising to be one of the biggest nail art trends this year, pearls can accent, feature, design, pop, scream or highlight a nail design. Whether it be a classic, chic look to bring a sophisticated French to life or a full-blown kitsch novelty nail, the age-old pearl is going to rock finger fashion during the year ahead.



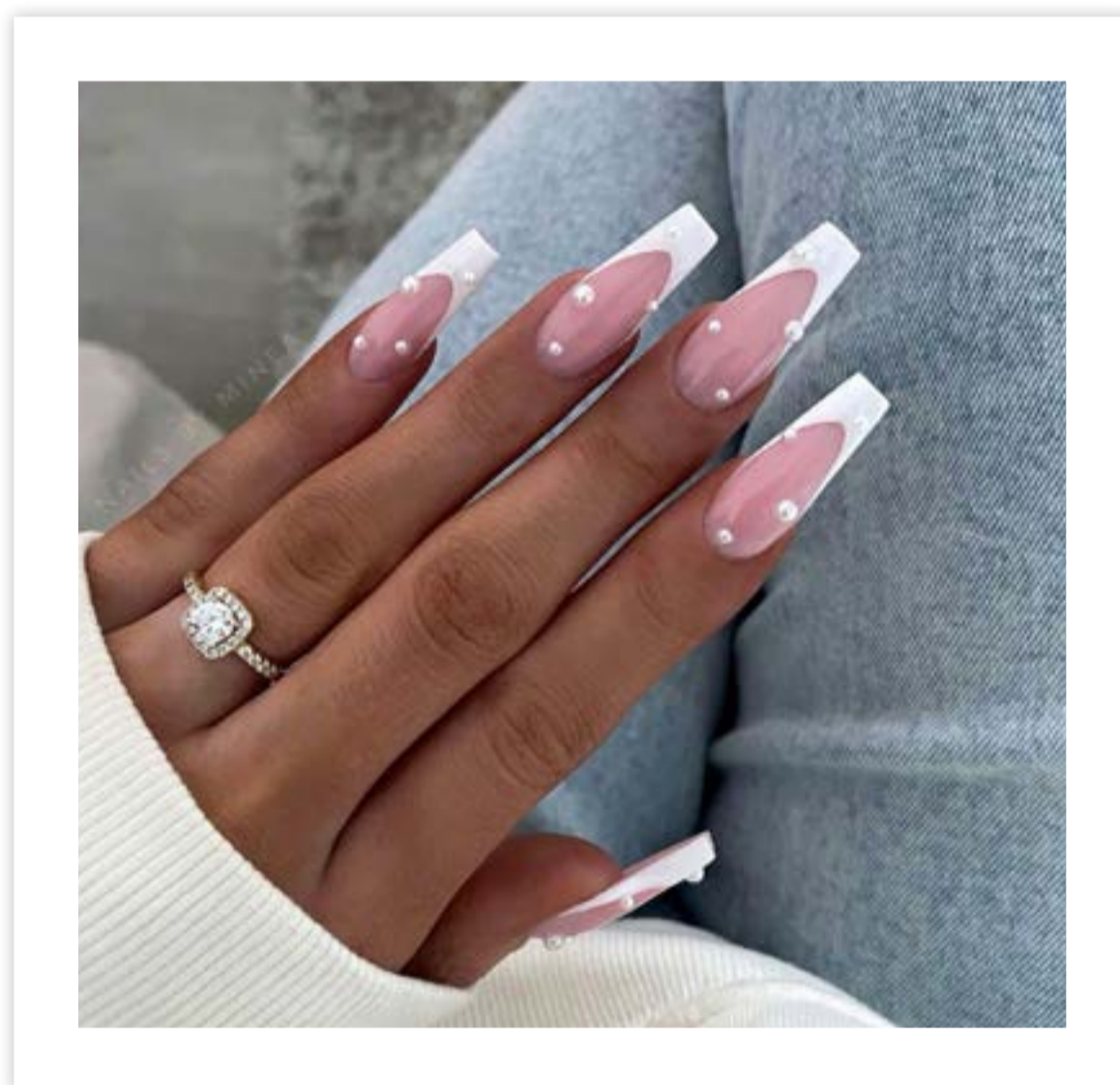
 @vwnails\_



 @sophiemaenailsbeauty




 @gellygirlnails



 @mineanails



 @\_yiyisalon



 @kathynails\_

Download free step-by-steps of trending nails @Tag That Trend on [GlossaryLive.com](https://www.glossarylive.com)

## FINGER FASHION FACTOID did you know

FOR SALONS LOOKING TO OFFER AN ECO-CONSCIOUS AND MORE SUSTAINABLE ELEMENT TO THEIR SALON MENU, THE CONCEPT OF FRESH SCRUBS AND MASQUES MADE IN-SALON ARE AN APPEALING OPTION TO RUN ALONGSIDE YOUR PROFESSIONAL PRODUCTS AND SYSTEMS.

Alluring to clients with a sustainable and environmentally-friendly bent, whilst also being a superb alternative for sensitive clients experiencing irritant-prone acne, inflamed or eczema conditions, home-made hand scrubs and masques are a valuable addition to the salon offering.


Expert baker & founder of Sweet Cakey Thing, Kasey Clarke, explains how certain baking ingredients are perfect to use on the skin, providing beneficial moisturizing and cleansing properties for the face, hands and feet.

The seven baking ingredients that Kasey recommends include; almond milk/paste (rich in vitamin E), which is very gentle on the skin and works to reduce the effects of sun damage and the signs of aging. Maple syrup has antioxidant properties that lower inflammation and help dry blemished skin. Egg yolks provide hydration and promote elasticity, repair skin tissue and tighten skin. Olive oil is high in vitamins A, E, D and K and acts as a super moisturizer that nourishes all skin types. Cocoa butter improves the skin's texture, seals in moisture and helps heal skin conditions. Honey presents anti-bacterial and antiseptic properties that can help with acne-prone or oily skin. And lastly, coconut milk houses high levels of vitamin C, which maintains the skin's flexibility, promotes elasticity, and since it contains copper, plays a key role in the synthesis and stabilization of skin proteins, aiding the growth of healthy cells.

Fresh, organic, salon-made masques are a superb addition to your salon menu while presenting a luxury, eco-element that will set you apart from the crowd.



@sweetcakeything



# FREESTYLE *nail art*



ERIKA NORTIER

@erika\_nortier



1

Paint the nail with UV/LED white gel polish and cure for 60 seconds. Then use UV/LED light blue paint gel to create strong vertical and horizontal lines; gently smudge them to shade in the checkered lined effect. Cure for 60 seconds.



2

Cover the nail in the blue square design, then seal this base with UV/LED matte top coat and cure.



3

Create flower design using the one stroke technique in UV/LED pink gel paint. Start by painting the outer petals and work your way inwards. Cure between each step to seal the design.



4

When the flower is complete. Paint in the leaves and decide how you want to seal the design. You can choose either matt or glossy UV/LED top coat.



5

Complete the design by sweeping UV/LED white paint gel along the top and bottom of the nail tip and adding a design element onto the nail. Next, to add texture and a 3D effect, add fine glitter or sugar/powder to the gel and cure.

DISCOVER NEW STEP-BY-STEP VIDEOS EACH WEEK ON FREESTYLE NAIL ART @GLOSSARYLIVE.COM

*Happiness is when what you think, what you say, and what you do, are in harmony.*

— MAHATMA GHANDI

## Smile line

smahyl-lahyn

The curved line of demarcation, which is created at the hyponychium where the pink nail plate and the natural free edge (white extension) meet each other. Often used when referring to a French manicured look.



GLOSSARY

## What's inside GLOSSARYLIVE

GlossaryLive is a window of opportunity and inspiration, where nail stylists, nailists & artists can flow in and out to feed and nourish their nail needs. No matter where on the planet you find yourself, this nail community will bring you closer to source. Find the ideas, techniques, hot products, styles and designs you need to bring a fresh flavor to your artistry and the architecture of your nail styling. The GlossaryLive team is looking forward to your feedback...so please take time out to watch the shows and tell us what you think, and if you're interested in being featured,, send us your details.

### THE MISSION:

To unite the nail artists of the world and create a global community focused on artistic expression and factual information.

JOIN THE GLOSSARYLIVE SOCIAL MEDIA COMMUNITY ON INSTAGRAM @GLOSSARY\_LIVE & FACEBOOK @GLOSSARYLIVE

Contact the team:  
INFO@GLOSSARYLIVE.COM to get featured & showcase your career & nail work GLOSSARYLIVE.COM

