



GLOSSARYLIVE.COM

Nails from A to Z

FROM *alisha*



@alisharimando

We are going LIVE very soon!

OMG... deep breath! Over the past few months during filming, I've experienced close up, the excitement and passion that is exuded by nail artists as they share their knowledge and skills. It's cemented for me that this project came together for all the right reasons. Providing a community where we can share, educate and help each other, a place where we can be together, even though most of us are still under travel restrictions, is such a blessing. This virtual classroom is where we can give back to the industry, which has given us our amazing careers. It is because of every tech that has searched, watched, listened and cared, that we are here. Together we take a step towards the future. Finally united again on a new exciting platform.

As I reflect on this past year, I'm so grateful for my friends, who've listened to me ramble on about this project, when they had no idea what I was talking about. My peers who gave me words of encouragement and said, "If anyone can do it, you can". The patience and love my children have shown, and Cory... loving and supporting me through each week. I am blessed, overjoyed and overwhelmed with gratitude. And to my team: there isn't a day that goes by that I am not in awe of your talent, dedication and passion for this project. The technicians of the world thank you for your love and care bringing this to life. **Xoxo, Alisha**

PRO Q&A

WHY DO L&P USERS **LOVE KOLINSKY** SABLE BRUSHES?

True Kolinsky brushes are made from the tail hair of the Kolinsky sable weasel, found in the Siberian region of east Asia. The Kolinsky is known for being able to thrive in severe freezing wet conditions, so the coats retain their pile grain for ultimate insulation. Because of this, their fur has essentially evolved to bounce back to its spot and release all the moisture it held. Hairs from the male sable maintain their shape the best. Most of the Kolinsky brushes maintain a 60/40 split between male and female hair. So, when made into an L&P brush it's great for releasing liquid rather than holding it, and the hairs are stronger than any other sable or ermine hairs. If properly cared for, the hair will not fray or lose shape for many years. However, this makes the brushes extremely expensive.



FINGER FASHION FACTOID

did you know

OPI sells over 89,000 bottles of polish a day – that's approximately 61 bottles per minute! Its Big Apple Red is its number 1 best-selling shade for over 10 consecutive years.

GLOSSARY

enamel ih-nam-uhl

AKA lacquer, nail polish. A bottle and brush formula of polymer resins, plastisizers, solvents and pigments that create a hard, flexible nail coating.



PEELBACK THE POLISH

kirsty MEAKIN



An inspiration to many across the globe, Kirsty Meakin is a wizard with a brush as she brings nails to life across her social media platforms.

World-renowned, Kirsty has over 100 accolades to her name, having competed around the world alongside many greats of the nail industry. She recalls fondly a moment in Las Vegas when, "I was called to the stage for first place and beside me stood Trang Nguyen and Catherine Wong". Her most recent win saw Kirsty crowned as *Social Media Star of the Year 2021* at the UK's *Scratch Stars Awards* held in London last July. This award was in celebration of Kirsty's massive following



PEELBACK THE POLISH

↓
across her *Tik Tok, YouTube, Twitter and Instagram* accounts.

Joining the industry over 20 years ago, Kirsty found her feet under the nail desk through the YTS scheme, a UK-government initiative that gave school leavers (16-17 years of age) on-the-job training. Finding a taste for all things nails, Kirsty then undertook education with industry icon, Trang Nguyen of Odyssey, in the USA. Pushing the envelope and testing the terrain, Kirsty became addicted to nails and gave it her full, unrivalled attention. She soared and has been regarded by industry peers as a leading light with exceptional skills in freehand and 3D nail art. Her dedication

to detail and painstaking precision has paid off in numerous ways with Kirsty's expert knowledge and artistic eye invited to support brand development and education programs as well as being requested around the world as an international educator and judge. Alongside more obvious platforms for showcasing her work, Kirsty has had her nail designs feature in two London exhibitions. Both held in London in 2011, one was *Nailphilia* curated by @ryanlanji and the second was at the Victoria & Albert Museum Art Gallery for its *Power of Making* exhibition.

Kirsty's unbridled passion and willingness to share alongside



@kirstymeakin

her phenomenal nail skills and refreshingly down to earth and affable personality, all add up to her accessibility and popularity. Kirsty incites a desire to want to know more; to learn. Kirsty makes complicated nail art look easy and encourages in the process, since she has a deep understanding of the human psyche, is not immune to the darker side of nails in the form of cyber bullying and is aware that many suffer in silence and despair behind closed doors. Kirsty is an influencer that cares and strives to motivate with a positive outlook and spin. Her energy is uplifting and her tutorials relaxed with a mini twist of mischief to season up the set. Her right-hand cameraman, Adam, is a close friend, and the camaraderie they share is evident.

Kirsty's love of skateboarding, fashion and comfort led her to create a clothing line that launched earlier this year oozing an urban street vibe. Received by her supporters with euphoria, the KM clothing line is available from small to 5XL in order to appeal

to a wide audience and can be mixed and matched to create many different looks and even dressed up to move from street life to evening wear. Citing tie dye as a firm favorite in her style bank, Kirsty designed the clothing line herself and has made sure tie dye in pink/purple, blue/pink and lilac/red feature heavily. For those less inclined to wear color, black and gray options with rose, gold or neon green logos are an option too.

The future certainly looks rosy for Kirsty with plans in the pipeline to get back to international education in 2022 through a 5-city trip across the USA. Stay tuned for more on this as it unfolds. This month she launches her gel polish brand, adding new flavor to her product line and will continue to develop her KM clothing line too. Keep your eyes peeled, Kirsty has a lot materializing in the not too distant future.

<https://www.kirstymeakinacademy.com>


TAG THAT *trend*..

FALL MASH UP

It's the season to experiment and grab inspiration from all around you. Time to embrace the mash up nail art trend that's taking off across the globe. Get experimental by mixing and matching art across the five fingers; you certainly won't get bored. An understanding of color is essential, so get out your color wheel or check out @pantone for exciting palettes in which to play. In a sea of color explore a wealth of styles by complementing and contrasting colors for a truly eye-catching set.



 @lian_ails




 @kukukuology




 @beautyworksbyamy



 @celinaryden



 @ukiyo_nails



 @lesmainscelestes

Download step-by-steps of trending nails @Tag That Trend on GlossaryLive.com

NAIL HACKS & HUMOR

To soften and moisturize dry skin between manicures and pedicures, create a homemade scrub of olive oil, salt or sugar and a squeeze of lemon or lime.



*Well behaved
women
rarely make
history.*

— ELEANOR ROOSEVELT



FREESTYLE *nail art*

ART DECO ROSE DESIGN BY JEANETTE ULRIKSEN



1

Apply white gel polish in a thin layer and cure. Repeat.



2

Draw in the rose and leaf with a pencil, fill in with red and green glass gel polish, then cure.



3

Fill background with blue glass gel polish and cure. Finish with a shiny no-wipe top coat and cure.



4

Use an ultra small liner brush and black liner gel to add details to the leaf and rose creating an art deco style.



5

Use a long liner brush to add thicker accent lines and squares then cure. Remove the sticky layer on black to reveal a matte finish.

newsworthy NAILS

Her Majesty Queen Elizabeth II's go-to nail polish is Essie Ballet Slippers. It's been well documented that The Queen has opted for this nail shade since 1989, as it's a subtle, chic and classic nail color that is in tune with the Royal Family's refined taste and demure dress code.



Whats inside GLOSSARYLIVE

THE MISSION:

To unite the nail artists of the world and create a global community focused on artistic expression and factual information.

THIS MONTH AT GLOSSARYLIVE.COM

The wait is almost over for the launch of nail education like you've never seen! In just a few short weeks you will have full access to the secrets of sculpting the infamous Russian almond nail in *MasterClass* with Dafne Fernandez. Dive into nail art with step-by-step downloads from renowned artists from the UK and USA. Get *ProTips* from world champion, Alisha Rimando, and check out the interior of the Julie K Artelier salon in NYC! Soon you can get a glimpse of how *Social Star* Kirsty Meakin became a media influencer and how Ryan Langi conceived *Nailphilia*. We can't wait for you to see what's in store on *Season 1* of GlossaryLive! Keep an eye on our social channels for launch day!

Join the GlossaryLive social media community on Instagram [@glossary_live](#) & Facebook [@GlossaryLive](#)

Contact the team: info@glossarylives.com to get featured & showcase your career & nail work

GlossaryLive.com