



GLOSSARYLIVE.COM

Nails from A to Z



@alisharimando

FROM alisha

Happy New Year! I'm so excited to welcome 2022. As I reflect over the past year, it's surreal to quantify just how much work has been undertaken to make this platform a reality. And, I can't WAIT for the nail world to see it! The team has been immersed in collating and collaborating with amazing, talented and skilled nail artists from all over the world, who've conveyed heartfelt interviews, presented information-packed training courses and inspiring creative content alongside tried n' true pro tips and wellness suggestions; all while we virtually visited some of the chicest salons around the world.

As I step into 2022, my heart is full seeing the progress that's been made to provide the most comprehensive and information-driven nail platform in the world. Thanks for hanging in there, while we finalize the details. Keep an eye on our social media - @glossary_live - for the upcoming LAUNCH of GlossaryLive.com.

PRO Q&A

WHY IS THE RUSSIAN MANICURE SO CONTROVERSIAL?

The Russian manicure has developed in popularity since it results in a very strong, clean and crisp look to the cuticle area of the nail unit, which some clients desire. However, it's left many professionals on the fence, since in order to create the look, the nail and proximal nail fold must undergo a certain amount of trauma. In order to get the desired extreme clean look to the nail, an e-file is used to push back the proximal nail fold. In contrast, when it's done with a hand-held pusher, it's more controlled and carefully undertaken. An e-file however, is a much more powerful and abrasive option and can easily go too deeply, causing inflammation, micro-injuries to the skin (invisible to the naked eye) and potentially giving an open route for infection. Scientific experts suggest frequent use of this method can potentially result in severe nail damage and chronic inflammation.



Industry experts agree that an e-file must only be used when thorough & certified training in its use has been undertaken.



@nailsafari
@sheprethwupark
@mariannnewman
@jennienails
@alexfoxcambridge

newsworthy NAILS

Supported by 22 sponsors, including GlossaryLive.com, The UK's Nail Safari *Beast & Brush* week-long nail education event was successfully hosted in November after waiting two years for its second edition. Run by nail experts Marian Newman BEM and Jennie Nippard alongside editor-at-large, Alex Fox, the event welcomed 33 nail professionals and 12 educators to its wild location, at Shepreth Wildlife Park near Cambridge, UK. An intensive and diverse nail education program was delivered alongside animal experiences, fun challenges, an entire practical with show and homework assignments too, culminating in the most unique and unusual nail event seen in the world today. Organiser Marian Newman enthuses, "Nail Safari has evolved into a totally unique learning and networking experience. We mix fun with education; hysteria with challenges. Then add into the mix the venue, and the whole event becomes magical." To join the 2022 (21-25 Nov) event contact Alex Fox directly.




Sue Rangeley feeds the red panda

FINGER FASHION FACTOID did you know

CONNECT WITH NATURE If you've not brought some of the outside into your salon, now is a great time to do it. Ditch the fake plants & bring in real ones for a happier state of mind and a more positive working atmosphere. House plants can reduce anxiety by up to 37% according to research undertaken by the *University of Technology* in Sydney, Australia. Why not relieve your stress levels & make the salon look fantastic with a few well chosen & positioned plants!

It isn't where you came from. It's where you're going that counts.

- ELLA FITZGERALD



PEELBACKTHEPOLISH

genki ITOU



Winner of winners Division 3 Nailympia London 2019 nail champion, Genki Ito has been honing a creative and curious mind since childhood.

Confessing an affection for Godzilla during his formative years, Genki recalls creating a figurine of the fictional sea monster and utilizing specialist make-up to bring it to life. While pursuing his hobby and immersing himself in various forms of art, a nail art TV show critically caught his eye at the tender age of 13, where he then found himself pulled into the world of nail art. So intrigued by the complexity of the miniature canvas and by this new art medium, Genki began studying nail magazines and at the age of 15 years, joined the Yumi Kinoshita Make Up & Nail Atelier to learn more. He admits he was so taken by this artistic channel that his time was spent in a cycle of nail study, practical nail design and sleeping. A qualified professional nailist by the age of 17, Genki's expertise and focus moved into the area of floral designs and fine art lace, which he notes he was able to draw quickly while experiencing feelings of joy and relaxation. He realized then, that he'd found his career path and has since revealed his inspiration ↓



is titivated by listening to music as he works. As he states, "Nail art and design gave me a suitable outlet for expressing my world. Long nails, gloss, shine, everything gorgeous, it was a perfect art medium for me. I listen to music while I sculpt and often associate colors and shapes with musical instruments." As one would expect, blending music with nail art spawns an endless flow of creativity, and for Genki has swiftly jettisoned him into the top of the global competition ranks.

With no preference in nail brands, Genki uses a wide array of brands from Christrio, Calgel, IBD and Crystal Parade and acts as a qualified instructor with the *Japan Nailist Association* and as a Calgel educator. With the one stroke nail painting technique one of his strongest skills, Genki notes that since the pandemic began he has moved from salon work to spending his time exclusively teaching in his Nail Atelier. Liquid & powder acrylic is a popular system on his education program, and one Genki crafts for much of his stunning 3D work. As he chuckles, "I love art, elegant flower designs and extraordinary 3D styles of anything including fried shrimp nails (when working inside a 3D theme).

Taking his role as nail tutor seriously, Genki lives by self-imposed lockdown principles, "The number of infected people is decreasing in Japan, therefore some have begun to travel. However, I still avoid going out as much as possible except for nail-related reasons. I haven't

even gone out for dinner; instead I choose to stay at home for the sake of the students who come to my atelier. Sadly, the number of students has decreased significantly, but my stance hasn't changed. I only give face-to-face lessons, as I believe you can understand better the movement, texture and posture of the hands when learning in real-time. I teach all nail techniques, and since I can teach with either my right or left hand, I teach according to the student's dominant hand. I teach everything from the basics of salon work to competition lessons and art in one stroke, detail and 3D.

"I feel professional instruction is important when learning nail techniques, however, the opinion of the general public, is also important. It's important to ensure every set of beautiful nails is better than the previous. By challenging yourself and working on the elements of nails that you're not skilled at, I believe a nail artist will see their work become more wonderful with time."

Keen to nurture and cultivate creative nail artists and future global champion nailists, Genki lives by simple, yet effective principles of kindness and professionalism, "The world is very dark right now, but it will definitely get brighter," he smiles. "Let's spend this time practicing our skills to make our customers happy. Everybody smiles, when somebody smiles! Smiles are nice, aren't they!" And as he signs off the interview, Genki reveals his love and passion for nails in one beautiful statement, "I want to love nails all the time – right into my next life!"



Genki's work for @nailympiacompetitions at Nailympia London 2019



TAG THAT *trend*..

WHAT'S HOT IN **NAILS NOW**

Animal-inspired nail designs come in all creatures great and small for inspiration and presentation. Then, when moving into styling, they're transformed with products and techniques affording gloss and matte, 3D, textured, smooth, French, rainbow and ombré in elegant, graceful, ingenious and sometimes almost authentic structural illusions...step this way...



 @justynadadal_jd_nailaca...




 @finger_paints_



 @adriannawysocha



 @yuliana_zhadukova



 @matuszewska




 @unghiettara


Download step-by-steps of trending nails @Tag That Trend on [GlossaryLive.com](https://www.glossarylive.com)

NAIL HACKS & FACTS

In 2006 a flight between Chicago and San Diego in the USA made an emergency landing in Denver, Colorado after a passenger painting her nails caused the crew to note a foul smell.

The recycled air system found on airplanes is unable to filter the odor that is generated from nail polish and polish remover and therefore both passengers and crew can experience trouble breathing, headaches and nausea. Therefore it is global etiquette to refrain from polishing your nails during any flight.





FREESTYLE *nail art*

EASY 5-MINUTE NAIL ART

By Frank Schäberle



DISCOVER NEW
STEP-BY-STEP VIDEOS
EACH WEEK ON
FREESTYLE NAIL ART
@ GLOSSARYLIVE.COM
TO HAVE YOUR WORK
FEATURED IN TRENDS,
TAG US
@GLOSSARY_LIVE OR
#GLOSSARYLIVENAILS



1

Prep the natural nail as normal. Apply a base coat and then create the background shade using two coats of a warm nude color and cure each layer under a UV/LED lamp.



2

Take a black gel polish color and dab around sections of the nail with a coarse sponge to create abstract elements. Then cure.



3

Cover the entire nail design with a coat of soft, transparent pink glitter and cure. After curing, seal the nail with a matte top coat (choose one without an inhibition layer, as it's better when applying the design on top).



4

Paint very fine leaves and stems across the nail to create your design, then cure.



5

Seal the nail design with a last coat of matte sealer (without inhibition layer) and cure to create a design with the illusion of depth and design.

GLOSSARY



Carpal Tunnel Syndrome

kaar-pl, tuh-nuhl, sin-drowm

A condition causing pain and numbness of the hand and fingers caused by increased pressure on the median nerve within the carpal tunnel from continual repetitive movements. This is a common condition experienced by nail professionals, who should seek medical advice from a doctor.

What's inside GLOSSARYLIVE.COM

THE MISSION:

To unite the nail artists of the world and create a global community focused on artistic expression and factual information.

THIS SEASON...

As the GlossaryLive portal opens for business (after an unexpected delay) it reveals a wealth of exclusive and exciting shows that will feed the thirst of any true nail professional anywhere in the world.

Self-care for the nail pro is essential and is covered in *Soul to Sole*; extreme nail art will delight all who are looking to stretch their skills and for those needing quick, instant and commercially viable nail art designs – look no further... the freestyle art section will serve up a veritable feast.

The GlossaryLive team is looking forward to your feedback...so please take some time out, watch the shows and tell us what you think and if you'd like to feature in there too.

JOIN THE GLOSSARYLIVE SOCIAL MEDIA COMMUNITY ON INSTAGRAM @GLOSSARY_LIVE & FACEBOOK @GLOSSARYLIVE

Contact the team: INFO@GLOSSARYLIVE.COM to get featured & showcase your career & nail work GLOSSARYLIVE.COM

Join the Nail Tribe! *Subscribers have access to downloadable workbooks, exclusive step-by-steps and invitations to LIVE events.*

Visit [@glossary_live](https://www.instagram.com/glossary_live) as we count down to launch day!

