


TAG THAT trend

STEAM PUNK IN BLUE



WHAT YOU NEED

Rachael Wilders base coat, Salon System Gellux in Bare Necessities, Ugly Duckling gel no 21, and 22, Rachael Wilders Multi Art Gel in no 19 Radical, Rachael Wilders Shades Designer gel in Turquoise Gold leaf in blue/copper/gold, Rachael Wilders Velvet matte top coat, Rachel Wilders Crystal Fix, various gems, caviar beads, steam punk gears.

GETTING PREPARED

Prepare your table in an organized manner eliminating cross contamination from the products. Make sure all necessary products are within hand's reach, so the colors are ready to use on the nail desk.



1 Start by prepping the nails, then cleanse, apply base coat & cure for the recommended time. Apply your favorite French nude gel polish base color; Sue has used Salon System Gellux in Bare Necessities.




2 Paint a deep chevron French with gel polish or art gel paint, and gently blend out the color, then with chosen second color, start from the free edge & blend that color up. Gently blend both colors together to form an ombré effect & cure. Sue has used Ugly Duckling potted gel no 21 & 22, Rachael Wilders Multi



3 Apply foil/gold leaf to the inhibition layer in random places around the smile line & fade downwards (this will add depth & a background to the finished look). Sue has used a selection of blue/copper & gold leaf pieces.



4 Apply matte top coat to seal in the design & cure.



5 Choose a selection of different color & sized gems, caviar beads, steam punk gears (from Amazon) & pre-made flowers. Sue made these in acrylic.




6 Plan out your design with a rough idea of where you will place your art pieces & apply a small amount of Crystal Fix, then apply your decorations. Once happy with your placement, cure for the required time.

Sue Rangeley



Sue Rangeley joined the industry back in year 2000. Since that time, Sue has run a successful salon business for a number of years. However, Sue moved her focus onto education, after finding a passion for teaching. During the pursuit of teaching qualifications at Huddersfield University, Sue was offered a position as teacher/trainer inside FE colleges across West Yorkshire where she further realized her passion for education. Once qualified, Sue went onto complete Assessor and Internal verification Awards and has now been working in FE colleges for the last eight years. "I've taught all aspects of beauty and holistic therapy genres, but my specialty and first love is, and always will be, nail treatments," Sue enthuses. "I now run my own teaching academy in West Yorkshire with a focus on nails. I love educating as I really enjoy sharing my passion and knowledge with others, being at the start of a student's nail journey and offering on-going support to each one gives me great pleasure and keeps me loving and motivated in what I do."

"Having had some experience with online international nail competitions over recent years and won several trophies, I'm keen to try out some of the UK arena competitions now, so you never know, I might just see you out there!"



Sue Rangeley

UK

INSTAGRAM:

@blackdiamondacademy_yorkshire